



ASBK RESULTS

OCEANIA JUNIOR CUP

Free Practice 2


Date: 27/02/20
 Event: P05
 Weather: Cloudy - Temp: 18.4C
 Track: Dry - Temp: 25.0C


Started at: 15:45:02
 Laps: 15 Min
 Starters: 19
 Printed at: 16:06

CLASSIFICATION

Pos	No	Name	Machine	Fastest Lap	On Lap	Behind Leader	Behind Prev	Top Speed
1	36	Angus GRENFELL (VIC) / bLU cRU Yamaha / FIM Oceania / Motul / MA / Pirelli / Ricondi / AGV	Yamaha YZF-R15	2:12.986	3 of 7			141
2	50	Cameron DUNKER (NSW) / bLU cRU Yamaha / FIM Oceania / Motul / MA / Pirelli / Ricondi / AGV	Yamaha YZF-R15	2:13.352	7 of 7	.366	.366	144
3	46	Marianos NIKOLIS (NSW) / bLU cRU Yamaha / FIM Oceania / Motul / MA / Pirelli / Ricondi / AGV	Yamaha YZF-R15	2:13.688	3 of 7	.702	.336	143
4	59	Tom DRANE (NSW) / bLU cRU Yamaha / FIM Oceania / Motul / MA / Pirelli / Ricondi / AGV	Yamaha YZF-R15	2:14.219	3 of 7	1.233	.531	144
5	58	Lucas QUINN (QLD) / bLU cRU Yamaha / FIM Oceania / Motul / MA / Pirelli / Ricondi / AGV	Yamaha YZF-R15	2:14.660	5 of 7	1.674	.441	143
6	29	Hayden NELSON (NSW) / bLU cRU Yamaha / FIM Oceania / Motul / MA / Pirelli / Ricondi / AGV	Yamaha YZF-R15	2:14.689	5 of 7	1.703	.029	143
7	22	Lincoln KNIGHT (NSW) / bLU cRU Yamaha / FIM Oceania / Motul / MA / Pirelli / Ricondi / AGV	Yamaha YZF-R15	2:15.371	6 of 7	2.385	.682	143
8	63	Clay CLEGG (NSW) / bLU cRU Yamaha / FIM Oceania / Motul / MA / Pirelli / Ricondi / AGV	Yamaha YZF-R15	2:15.731	7 of 7	2.745	.360	143
9	43	Henry SNELL (QLD) / bLU cRU Yamaha / FIM Oceania / Motul / MA / Pirelli / Ricondi / AGV	Yamaha YZF-R15	2:15.830	5 of 7	2.844	.099	143
10	65	Nate O'NEILL (QLD) / bLU cRU Yamaha / FIM Oceania / Motul / MA / Pirelli / Ricondi / AGV	Yamaha YZF-R15	2:16.054	3 of 7	3.068	.224	143
11	55	Varis FLEMING (VIC) / bLU cRU Yamaha / FIM Oceania / Motul / MA / Pirelli / Ricondi / AGV	Yamaha YZF-R15	2:16.306	5 of 7	3.320	.252	143
12	26	Cameron SWAIN (QLD) / bLU cRU Yamaha / FIM Oceania / Motul / MA / Pirelli / Ricondi / AGV	Yamaha YZF-R15	2:16.376	7 of 7	3.390	.070	143
13	20	Casey MIDDLETON (QLD) / bLU cRU Yamaha / FIM Oceania / Motul / MA / Pirelli / Ricondi / AGV	Yamaha YZF-R15	2:16.383	7 of 7	3.397	.007	143
14	32	Jai RUSSO (NSW) / bLU cRU Yamaha / FIM Oceania / Motul / MA / Pirelli / Ricondi / AGV	Yamaha YZF-R15	2:16.787	7 of 7	3.801	.404	143
15	24	Jamie PORT (VIC) / bLU cRU Yamaha / FIM Oceania / Motul / MA / Pirelli / Ricondi / AGV	Yamaha YZF-R15	2:19.625	2 of 7	6.639	2.838	141
16	72	Levi RUSSO (NSW) / bLU cRU Yamaha / FIM Oceania / Motul / MA / Pirelli / Ricondi / AGV	Yamaha YZF-R15	2:20.454	6 of 7	7.468	.829	140
17	15	Brodie GAWITH (VIC) / bLU cRU Yamaha / FIM Oceania / Motul / MA / Pirelli / Ricondi / AGV	Yamaha YZF-R15	2:20.570	7 of 7	7.584	.116	140
18	71	James WEAVER (NSW) / bLU cRU Yamaha / FIM Oceania / Motul / MA / Pirelli / Ricondi / AGV	Yamaha YZF-R15	2:22.229	7 of 7	9.243	1.659	141
19	27	Toby JAMES (VIC) / bLU cRU Yamaha / FIM Oceania / Motul / MA / Pirelli / Ricondi / AGV	Yamaha YZF-R15	2:23.174	6 of 7	10.188	.945	137

Current qualifying record for OJC class - 2:13.042 by Tom DRANE (NSW) on a Yamaha YZF-R15 set on 05/10/19



 Chief Timekeeper - Scott Laing


 Clerk of Course - Tom Williams



COMPUTIME RACE TIMING SYSTEMS PTY LTD
www.computime.com.au

E-mail: scott@computime.com.au / Ph: 0418 17 13 17





ASBK RESULTS

OCEANIA JUNIOR CUP

Free Practice 2

Date: 27/02/20
 Event: P05
 Weather: Cloudy - Temp: 18.4C
 Track: Dry - Temp: 25.0C

Started at: 15:45:02
 Laps: 15 Min
 Starters: 19
 Printed at: 16:06

LAP TIMES

No	Name	Lap 1	Lap 2	Lap 3	Lap 4	Lap 5	Lap 6	Lap 7
15	Brodie GAWITH (VIC)	2:24.273	2:22.786	2:22.102	2:22.149	2:21.224	2:21.335	2:20.570
20	Casey MIDDLETON (QLD)	2:21.346	2:19.452	2:19.317	2:20.308	2:20.061	2:17.346	2:16.383
22	Lincoln KNIGHT (NSW)	2:20.290	2:17.957	2:16.116	2:17.113	2:16.082	2:15.371	2:15.702
24	Jamie PORT (VIC)	2:20.276	2:19.625	2:20.496	2:20.131	2:20.028	2:20.041	2:20.920
26	Cameron SWAIN (QLD)	2:17.590	2:18.103	2:18.373	2:17.886	2:16.844	2:17.645	2:16.376
27	Toby JAMES (VIC)	2:26.253	2:25.439	2:23.359	2:23.888	2:23.602	2:23.174	2:23.782
29	Hayden NELSON (NSW)	2:18.882	2:17.829	2:16.609	2:16.322	2:14.689	2:17.076	2:15.913
32	Jai RUSSO (NSW)	2:17.650	2:18.333	2:18.231	2:17.918	2:17.076	2:16.998	2:16.787
36	Angus GRENFELL (VIC)	2:17.111	2:14.904	2:12.986	2:15.153	2:15.564	2:20.103	2:13.458
43	Henry SNELL (QLD)	2:18.626	2:17.731	2:16.459	2:16.974	2:15.830	2:15.868	2:16.341
46	Marianos NIKOLIS (NSW)	2:16.749	2:15.226	2:13.688	2:14.887	2:14.712	2:17.011	2:15.996
50	Cameron DUNKER (NSW)	2:18.015	2:16.129	2:15.914	2:15.630	2:15.170	2:14.420	2:13.352
55	Varis FLEMING (VIC)	2:20.659	2:18.289	2:16.663	2:18.928	2:16.306	2:17.227	2:17.545
58	Lucas QUINN (QLD)	2:16.859	2:17.833	2:16.795	2:16.254	2:14.660	2:15.389	2:15.973
59	Tom DRANE (NSW)	2:17.133	2:14.527	2:14.219	2:16.883	2:14.279	2:14.973	2:19.059
63	Clay CLEGG (NSW)	2:19.710	2:17.919	2:16.781	2:16.786	2:15.876	2:15.937	2:15.731
65	Nate O'NEILL (QLD)	2:20.797	2:17.921	2:16.054	2:18.584	2:16.739	2:16.152	2:16.517
71	James WEAVER (NSW)	2:23.996	2:23.389	2:23.032	2:22.638	2:23.388	2:23.353	2:22.229
72	Levi RUSSO (NSW)	2:22.128	2:23.089	2:21.532	2:20.467	2:21.422	2:20.454	2:20.934


Scott Laing
 Chief Timekeeper - Scott Laing

Tom Williams
 Clerk of Course - Tom Williams



COMPUTIME RACE TIMING SYSTEMS PTY LTD
www.computime.com.au

E-mail: scott@computime.com.au / Ph: 0418 17 13 17





ASBK RESULTS

OCEANIA JUNIOR CUP

Free Practice 2

Date: 27/02/20
 Event: P05
 Weather: Cloudy - Temp: 18.4C
 Track: Dry - Temp: 25.0C

Started at: 15:45:02
 Laps: 15 Min
 Starters: 19
 Printed at: 16:06

SPLIT TIMES

Lap	Split 1	Split 2	Split 3	Split 4	Lap Time	Spd	Lap	Split 1	Split 2	Split 3	Split 4	Lap Time	Spd
15 Brodie GAWITH (VIC) (17th)							7	32.716	38.026	27.519	38.115	2:16.376	140
1	35.162	41.532	28.466	39.113	2:24.273	139	27 Toby JAMES (VIC) (19th)						
2	34.144	40.253	28.208	40.181	2:22.786	138	1	36.515	41.645	27.838	40.255	2:26.253	131
3	34.548	39.507	28.242	39.805	2:22.102	137	2	35.022	41.107	28.740	40.570	2:25.439	136
4	34.203	39.557	28.336	40.053	2:22.149	137	3	34.261	40.066	28.430	40.602	2:23.359	137
5	34.015	39.199	28.137	39.873	2:21.224	140	4	34.486	40.131	28.614	40.657	2:23.888	136
6	34.267	39.183	28.596	39.289	2:21.335	135	5	34.805	39.899	28.515	40.383	2:23.602	135
7	34.054	39.427	27.899	39.190	2:20.570	137	6	34.779	39.983	28.359	40.053	2:23.174	134
20 Casey MIDDLETON (QLD) (13th)							7	34.945	40.169	28.477	40.191	2:23.782	134
1	33.556	40.118	28.544	39.128	2:21.346	137	29 Hayden NELSON (NSW) (6th)						
2	32.857	39.127	27.910	39.558	2:19.452	143	1	33.083	39.377	27.547	38.875	2:18.882	142
3	32.864	38.784	28.135	39.534	2:19.317	139	2	33.091	38.240	27.660	38.838	2:17.829	141
4	33.105	38.447	28.911	39.845	2:20.308	137	3	32.900	38.406	26.823	38.480	2:16.609	141
5	34.239	38.363	28.015	39.444	2:20.061	134	4	33.519	37.770	26.902	38.131	2:16.322	140
6	32.838	38.711	27.418	38.379	2:17.346	141	5	32.531	37.510	26.890	37.758	2:14.689	143
7	32.852	38.200	27.398	37.933	2:16.383	140	6	32.921	37.962	27.944	38.249	2:17.076	139
22 Lincoln KNIGHT (NSW) (7th)							7	32.640	37.675	27.141	38.457	2:15.913	142
1	33.224	40.011	28.402	38.653	2:20.290	140	32 Jai RUSSO (NSW) (14th)						
2	33.261	38.764	27.081	38.851	2:17.957	143	1	33.316	39.133	27.261	37.940	2:17.650	143
3	32.890	38.374	26.859	37.993	2:16.116	143	2	33.023	38.946	27.594	38.770	2:18.333	142
4	33.430	38.151	27.134	38.398	2:17.113	137	3	33.286	38.531	27.579	38.835	2:18.231	141
5	32.378	38.098	27.723	37.883	2:16.082	143	4	33.472	38.340	27.634	38.472	2:17.918	136
6	32.763	38.160	26.700	37.748	2:15.371	141	5	33.316	38.082	27.459	38.219	2:17.076	139
7	32.390	38.172	27.004	38.136	2:15.702	142	6	33.165	38.358	27.170	38.305	2:16.998	142
24 Jamie PORT (VIC) (15th)							7	33.486	37.886	27.109	38.306	2:16.787	137
1	33.118	39.696	28.674	38.788	2:20.276	141	36 Angus GRENFELL (VIC) (1st)						
2	32.984	38.970	28.353	39.318	2:19.625	140	1	32.426	38.620	28.045	38.020	2:17.111	140
3	33.137	38.873	28.596	39.890	2:20.496	136	2	32.632	37.247	27.321	37.704	2:14.904	140
4	33.039	38.784	28.603	39.705	2:20.131	138	3	32.072	37.007	27.233	36.674	2:12.986	141
5	33.679	38.544	28.374	39.431	2:20.028	134	4	32.320	37.038	27.521	38.274	2:15.153	141
6	33.911	38.541	28.169	39.420	2:20.041	133	5	32.867	37.108	27.366	38.223	2:15.564	138
7	33.794	38.849	28.307	39.970	2:20.920	133	6	32.282	42.329	27.081	38.411	2:20.103	139
26 Cameron SWAIN (QLD) (12th)							7	32.039	36.964	26.701	37.754	2:13.458	141
1	32.725	38.612	27.757	38.496	2:17.590	143	43 Henry SNELL (QLD) (9th)						
2	33.061	38.591	27.647	38.804	2:18.103	143	1	33.094	39.419	27.317	38.796	2:18.626	143
3	33.093	38.688	27.659	38.933	2:18.373	138	2	33.158	38.648	27.167	38.758	2:17.731	143
4	32.944	38.473	27.872	38.597	2:17.886	137	3	33.172	38.237	26.749	38.301	2:16.459	138
5	32.890	37.976	27.371	38.607	2:16.844	140	4	33.380	38.386	26.697	38.511	2:16.974	137
6	33.575	37.865	27.411	38.794	2:17.645	137							

Scott Laing
 Chief Timekeeper - Scott Laing

Tom Williams
 Clerk of Course - Tom Williams



COMPUTIME RACE TIMING SYSTEMS PTY LTD
www.computime.com.au

E-mail: scott@computime.com.au / Ph: 0418 17 13 17





ASBK RESULTS

OCEANIA JUNIOR CUP

Free Practice 2

Date: 27/02/20
 Event: P05
 Weather: Cloudy - Temp: 18.4C
 Track: Dry - Temp: 25.0C

Started at: 15:45:02
 Laps: 15 Min
 Starters: 19
 Printed at: 16:06

SPLIT TIMES

Lap	Split 1	Split 2	Split 3	Split 4	Lap Time	Spd	Lap	Split 1	Split 2	Split 3	Split 4	Lap Time	Spd
5	<u>32.773</u>	<u>37.614</u>	27.190	38.253	<u>2:15.830</u>	143	3	32.535	37.773	26.753	<u>37.158</u>	<u>2:14.219</u>	142
6	33.082	38.258	<u>26.544</u>	<u>37.984</u>	2:15.868	138	4	32.521	38.294	27.899	38.169	2:16.883	143
7	32.873	38.140	26.851	38.477	2:16.341	142	5	<u>32.345</u>	<u>37.314</u>	26.618	38.002	2:14.279	143
46 Marianos NIKOLIS (NSW) (3rd)							6	32.677	37.595	26.774	37.927	2:14.973	141
1	32.657	38.424	27.236	38.432	2:16.749	143	7	34.156	39.163	27.137	38.603	2:19.059	137
2	32.563	37.896	26.905	37.862	2:15.226	140	63 Clay CLEGG (NSW) (8th)						
3	32.555	37.373	<u>26.803</u>	<u>36.957</u>	<u>2:13.688</u>	143	1	32.922	39.187	28.551	39.050	2:19.710	140
4	32.438	<u>37.143</u>	27.195	38.111	2:14.887	143	2	32.670	38.487	27.651	39.111	2:17.919	140
5	32.375	37.531	27.006	37.800	2:14.712	142	3	32.619	38.643	27.238	38.281	2:16.781	143
6	34.558	38.119	26.913	37.421	2:17.011	134	4	32.899	38.154	27.313	38.420	2:16.786	141
7	<u>32.367</u>	37.782	27.407	38.440	2:15.996	141	5	<u>32.316</u>	<u>38.024</u>	27.342	38.194	2:15.876	143
50 Cameron DUNKER (NSW) (2nd)							6	33.020	38.120	27.260	<u>37.537</u>	2:15.937	140
1	32.814	39.189	27.425	38.587	2:18.015	144	7	32.717	38.419	<u>26.443</u>	38.152	<u>2:15.731</u>	143
2	32.288	38.064	27.437	38.340	2:16.129	142	65 Nate O'NEILL (QLD) (10th)						
3	32.586	37.579	27.428	38.321	2:15.914	140	1	33.094	40.299	28.402	39.002	2:20.797	142
4	32.414	37.466	27.497	38.253	2:15.630	141	2	32.866	38.973	27.711	38.371	2:17.921	143
5	32.572	37.343	27.267	37.988	2:15.170	140	3	<u>32.634</u>	38.483	27.237	<u>37.700</u>	<u>2:16.054</u>	143
6	32.388	37.219	27.096	37.717	2:14.420	140	4	33.450	38.590	27.864	38.680	2:18.584	141
7	<u>32.233</u>	<u>36.897</u>	<u>26.804</u>	<u>37.418</u>	<u>2:13.352</u>	142	5	32.729	38.322	27.320	38.368	2:16.739	141
55 Varis FLEMING (VIC) (11th)							6	32.959	<u>38.120</u>	<u>26.898</u>	38.175	2:16.152	139
1	33.473	39.910	28.340	38.936	2:20.659	137	7	32.675	38.173	27.297	38.372	2:16.517	142
2	33.071	38.603	27.531	39.084	2:18.289	142	71 James WEAVER (NSW) (18th)						
3	<u>32.396</u>	37.929	27.985	38.353	2:16.663	143	1	34.838	40.481	28.779	39.898	2:23.996	138
4	34.234	38.740	27.552	38.402	2:18.928	143	2	34.655	40.566	28.794	39.374	2:23.389	140
5	32.625	<u>37.782</u>	27.629	38.270	<u>2:16.306</u>	142	3	34.241	40.304	28.504	39.983	2:23.032	141
6	33.232	38.406	<u>27.384</u>	<u>38.205</u>	2:17.227	138	4	<u>34.233</u>	<u>39.916</u>	28.585	39.904	2:22.638	140
7	32.664	38.607	27.553	38.721	2:17.545	142	5	34.417	40.319	28.631	40.021	2:23.388	139
58 Lucas QUINN (QLD) (5th)							6	34.979	40.485	28.403	39.486	2:23.353	136
1	<u>32.447</u>	38.551	27.181	38.680	2:16.859	143	7	34.322	40.443	<u>28.146</u>	<u>39.318</u>	<u>2:22.229</u>	141
2	32.850	38.179	27.698	39.106	2:17.833	140	72 Levi RUSSO (NSW) (16th)						
3	<u>32.447</u>	38.191	27.621	38.536	2:16.795	140	1	34.117	40.314	28.047	39.650	2:22.128	140
4	32.570	38.131	27.680	<u>37.873</u>	2:16.254	141	2	33.841	40.730	28.368	40.150	2:23.089	140
5	32.519	37.537	<u>26.678</u>	37.926	<u>2:14.660</u>	141	3	34.182	39.559	27.903	39.888	2:21.532	137
6	32.599	<u>37.295</u>	27.297	38.198	2:15.389	139	4	<u>33.802</u>	39.475	<u>27.814</u>	39.376	2:20.467	138
7	32.702	37.772	27.139	38.360	2:15.973	140	5	34.613	<u>39.235</u>	27.866	39.708	2:21.422	137
59 Tom DRANE (NSW) (4th)							6	33.918	39.376	27.826	<u>39.334</u>	<u>2:20.454</u>	136
1	32.837	39.122	27.381	37.793	2:17.133	144	7	34.102	39.244	27.889	39.699	2:20.934	136
2	32.463	37.806	<u>26.461</u>	37.797	2:14.527	143							


Scott Laing
 Chief Timekeeper - Scott Laing

Tom Williams
 Clerk of Course - Tom Williams



COMPUTIME RACE TIMING SYSTEMS PTY LTD
www.computime.com.au

E-mail: scott@computime.com.au / Ph: 0418 17 13 17





ASBK RESULTS

OCEANIA JUNIOR CUP

Free Practice 2

Date: 27/02/20
Event: P05
Weather: Cloudy - Temp: 18.4C
Track: Dry - Temp: 25.0C

Started at: 15:45:02
Laps: 15 Min
Starters: 19
Printed at: 16:06

FASTEST LAPS SEQUENCE

Race Time	No	Name	Machine	Fastest Lap	On Lap
2:38.802	58	Lucas QUINN (QLD)	Yamaha YZF-R15	2:16.859	1
2:45.820	46	Marianos NIKOLIS (NSW)	Yamaha YZF-R15	2:16.749	1
5:00.765	36	Angus GRENFELL (VIC)	Yamaha YZF-R15	2:14.904	2
5:00.829	59	Tom DRANE (NSW)	Yamaha YZF-R15	2:14.527	2
7:13.751	36	Angus GRENFELL (VIC)	Yamaha YZF-R15	2:12.986	3

Scott Laing

Chief Timekeeper - Scott Laing

Tom Williams


Clerk of Course - Tom Williams



COMPUTIME RACE TIMING SYSTEMS PTY LTD
www.computime.com.au

E-mail: scott@computime.com.au / Ph: 0418 17 13 17





ASBK RESULTS

OCEANIA JUNIOR CUP

Free Practice 2

Date: 27/02/20
 Event: P05
 Weather: Cloudy - Temp: 18.4C
 Track: Dry - Temp: 25.0C

Started at: 15:45:02
 Laps: 15 Min
 Starters: 19
 Printed at: 16:06

BEST PARTIAL TIMES

Pos	Split 1		Split 2		Split 3		Split 4		LAP		Ideal	Fastest
	Name	Time	Name	Time	Name	Time	Name	Time	Name			
1	A. GRENFELL	32.039	C. DUNKER	36.897	C. CLEGG	26.443	A. GRENFELL	36.674	A. GRENFELL	2:12.378	2:12.986	
2	C. DUNKER	32.233	A. GRENFELL	36.964	T. DRANE	26.461	M. NIKOLIS	36.957	M. NIKOLIS	2:13.270	2:13.688	
3	C. CLEGG	32.316	M. NIKOLIS	37.143	H. SNELL	26.544	T. DRANE	37.158	T. DRANE	2:13.278	2:14.219	
4	T. DRANE	32.345	L. QUINN	37.295	L. QUINN	26.678	C. DUNKER	37.418	C. DUNKER	2:13.352	2:13.352	
5	M. NIKOLIS	32.367	T. DRANE	37.314	L. KNIGHT	26.700	C. CLEGG	37.537	L. QUINN	2:14.293	2:14.660	
6	L. KNIGHT	32.378	H. NELSON	37.510	A. GRENFELL	26.701	N. O'NEILL	37.700	C. CLEGG	2:14.320	2:15.731	
7	V. FLEMING	32.396	H. SNELL	37.614	M. NIKOLIS	26.803	L. KNIGHT	37.748	H. NELSON	2:14.622	2:14.689	
8	L. QUINN	32.447	V. FLEMING	37.782	C. DUNKER	26.804	H. NELSON	37.758	H. SNELL	2:14.915	2:15.830	
9	H. NELSON	32.531	C. SWAIN	37.865	H. NELSON	26.823	L. QUINN	37.873	L. KNIGHT	2:14.924	2:15.371	
10	N. O'NEILL	32.634	J. RUSSO	37.886	N. O'NEILL	26.898	C. MIDDLETO	37.933	N. O'NEILL	2:15.352	2:16.054	
11	C. SWAIN	32.716	C. CLEGG	38.024	J. RUSSO	27.109	J. RUSSO	37.940	V. FLEMING	2:15.767	2:16.306	
12	H. SNELL	32.773	L. KNIGHT	38.098	C. SWAIN	27.371	H. SNELL	37.984	J. RUSSO	2:15.958	2:16.787	
13	C. MIDDLETO	32.838	N. O'NEILL	38.120	V. FLEMING	27.384	C. SWAIN	38.115	C. SWAIN	2:16.067	2:16.376	
14	J. PORT	32.984	C. MIDDLETO	38.200	C. MIDDLETO	27.398	V. FLEMING	38.205	C. MIDDLETO	2:16.369	2:16.383	
15	J. RUSSO	33.023	J. PORT	38.541	L. RUSSO	27.814	J. PORT	38.788	J. PORT	2:18.482	2:19.625	
16	L. RUSSO	33.802	B. GAWITH	39.183	T. JAMES	27.838	B. GAWITH	39.113	L. RUSSO	2:20.185	2:20.454	
17	B. GAWITH	34.015	L. RUSSO	39.235	B. GAWITH	27.899	J. WEAVER	39.318	B. GAWITH	2:20.210	2:20.570	
18	J. WEAVER	34.233	T. JAMES	39.899	J. WEAVER	28.146	L. RUSSO	39.334	J. WEAVER	2:21.613	2:22.229	
19	T. JAMES	34.261	J. WEAVER	39.916	J. PORT	28.169	T. JAMES	40.053	T. JAMES	2:22.051	2:23.174	


Scott Laing
 Chief Timekeeper - Scott Laing

Tom Williams
 Clerk of Course - Tom Williams



COMPUTIME RACE TIMING SYSTEMS PTY LTD
www.computime.com.au

E-mail: scott@computime.com.au / Ph: 0418 17 13 17





ASBK RESULTS

OCEANIA JUNIOR CUP


Combined Practices

MERGED CLASSIFICATION

Date: 27/02/20

Printed at: 16:06

Pos	No	Name	Machine	Event P01	Event P05	Fastest Lap
1	36	Angus GRENFELL (VIC) / bLU cRU Yamaha / FIM Oceania / Motul / MA / Pirelli / Ricondi / AGV	Yamaha YZF-R15	2:16.616	2:12.986	2:12.986
2	50	Cameron DUNKER (NSW) / bLU cRU Yamaha / FIM Oceania / Motul / MA / Pirelli / Ricondi / AGV	Yamaha YZF-R15	2:16.865	2:13.352	2:13.352
3	46	Marianos NIKOLIS (NSW) / bLU cRU Yamaha / FIM Oceania / Motul / MA / Pirelli / Ricondi / AGV	Yamaha YZF-R15	2:18.098	2:13.688	2:13.688
4	59	Tom DRANE (NSW) / bLU cRU Yamaha / FIM Oceania / Motul / MA / Pirelli / Ricondi / AGV	Yamaha YZF-R15	2:17.662	2:14.219	2:14.219
5	58	Lucas QUINN (QLD) / bLU cRU Yamaha / FIM Oceania / Motul / MA / Pirelli / Ricondi / AGV	Yamaha YZF-R15	2:17.075	2:14.660	2:14.660
6	29	Hayden NELSON (NSW) / bLU cRU Yamaha / FIM Oceania / Motul / MA / Pirelli / Ricondi / AGV	Yamaha YZF-R15	2:16.654	2:14.689	2:14.689
7	22	Lincoln KNIGHT (NSW) / bLU cRU Yamaha / FIM Oceania / Motul / MA / Pirelli / Ricondi / AGV	Yamaha YZF-R15	2:17.732	2:15.371	2:15.371
8	63	Clay CLEGG (NSW) / bLU cRU Yamaha / FIM Oceania / Motul / MA / Pirelli / Ricondi / AGV	Yamaha YZF-R15	2:16.983	2:15.731	2:15.731
9	43	Henry SNELL (QLD) / bLU cRU Yamaha / FIM Oceania / Motul / MA / Pirelli / Ricondi / AGV	Yamaha YZF-R15	2:17.429	2:15.830	2:15.830
10	65	Nate O'NEILL (QLD) / bLU cRU Yamaha / FIM Oceania / Motul / MA / Pirelli / Ricondi / AGV	Yamaha YZF-R15	2:17.092	2:16.054	2:16.054
11	55	Varis FLEMING (VIC) / bLU cRU Yamaha / FIM Oceania / Motul / MA / Pirelli / Ricondi / AGV	Yamaha YZF-R15	2:20.615	2:16.306	2:16.306
12	26	Cameron SWAIN (QLD) / bLU cRU Yamaha / FIM Oceania / Motul / MA / Pirelli / Ricondi / AGV	Yamaha YZF-R15	2:18.028	2:16.376	2:16.376
13	20	Casey MIDDLETON (QLD) / bLU cRU Yamaha / FIM Oceania / Motul / MA / Pirelli / Ricondi / AGV	Yamaha YZF-R15	2:20.664	2:16.383	2:16.383
14	32	Jai RUSSO (NSW) / bLU cRU Yamaha / FIM Oceania / Motul / MA / Pirelli / Ricondi / AGV	Yamaha YZF-R15	2:20.510	2:16.787	2:16.787
15	24	Jamie PORT (VIC) / bLU cRU Yamaha / FIM Oceania / Motul / MA / Pirelli / Ricondi / AGV	Yamaha YZF-R15	2:20.035	2:19.625	2:19.625
16	72	Levi RUSSO (NSW) / bLU cRU Yamaha / FIM Oceania / Motul / MA / Pirelli / Ricondi / AGV	Yamaha YZF-R15	2:24.848	2:20.454	2:20.454
17	15	Brodie GAWITH (VIC) / bLU cRU Yamaha / FIM Oceania / Motul / MA / Pirelli / Ricondi / AGV	Yamaha YZF-R15		2:20.570	2:20.570
18	71	James WEAVER (NSW) / bLU cRU Yamaha / FIM Oceania / Motul / MA / Pirelli / Ricondi / AGV	Yamaha YZF-R15	2:25.769	2:22.229	2:22.229
19	27	Toby JAMES (VIC) / bLU cRU Yamaha / FIM Oceania / Motul / MA / Pirelli / Ricondi / AGV	Yamaha YZF-R15	2:30.855	2:23.174	2:23.174



 Chief Timekeeper - Scott Laing


 Clerk of Course - Tom Williams



COMPUTIME RACE TIMING SYSTEMS PTY LTD
www.computime.com.au

E-mail: scott@computime.com.au / Ph: 0418 17 13 17





ASBK RESULTS

OCEANIA JUNIOR CUP

Free Practice 2

Date: 27/02/20
Event: P05
Weather: Cloudy - Temp: 18.4C
Track: Dry - Temp: 25.0C

Started at: 15:45:02
Laps: 15 Min
Starters: 19
Printed at: 16:06

RACE INFORMATION

Time **Description**

15:45:02 Event Start
16:01:17 Chequered Flag
16:02:52 Event Finish


Chief Timekeeper - Scott Laing

Clerk of Course - Tom Williams



COMPUTIME RACE TIMING SYSTEMS PTY LTD
www.computime.com.au

E-mail: scott@computime.com.au / Ph: 0418 17 13 17





ASBK RESULTS

OCEANIA JUNIOR CUP

Free Practice 2


Date: 27/02/20
 Event: P05
 Weather: Cloudy - Temp: 18.4C
 Track: Dry - Temp: 25.0C


Started at: 15:45:02
 Laps: 15 Min
 Starters: 19
 Printed at: 16:07

CLASSIFICATION

Pos	No	Name	Machine	Fastest Lap	On Lap	Behind Leader	Behind Prev	Top Speed
1	36	Angus GRENFELL (VIC) / bLU cRU Yamaha / FIM Oceania / Motul / MA / Pirelli / Ricondi / AGV	Yamaha YZF-R15	2:12.986	3 of 7			141
2	50	Cameron DUNKER (NSW) / bLU cRU Yamaha / FIM Oceania / Motul / MA / Pirelli / Ricondi / AGV	Yamaha YZF-R15	2:13.352	7 of 7	.366	.366	144
3	46	Marianos NIKOLIS (NSW) / bLU cRU Yamaha / FIM Oceania / Motul / MA / Pirelli / Ricondi / AGV	Yamaha YZF-R15	2:13.688	3 of 7	.702	.336	143
4	59	Tom DRANE (NSW) / bLU cRU Yamaha / FIM Oceania / Motul / MA / Pirelli / Ricondi / AGV	Yamaha YZF-R15	2:14.219	3 of 7	1.233	.531	144
5	58	Lucas QUINN (QLD) / bLU cRU Yamaha / FIM Oceania / Motul / MA / Pirelli / Ricondi / AGV	Yamaha YZF-R15	2:14.660	5 of 7	1.674	.441	143
6	29	Hayden NELSON (NSW) / bLU cRU Yamaha / FIM Oceania / Motul / MA / Pirelli / Ricondi / AGV	Yamaha YZF-R15	2:14.689	5 of 7	1.703	.029	143
7	22	Lincoln KNIGHT (NSW) / bLU cRU Yamaha / FIM Oceania / Motul / MA / Pirelli / Ricondi / AGV	Yamaha YZF-R15	2:15.371	6 of 7	2.385	.682	143
8	63	Clay CLEGG (NSW) / bLU cRU Yamaha / FIM Oceania / Motul / MA / Pirelli / Ricondi / AGV	Yamaha YZF-R15	2:15.731	7 of 7	2.745	.360	143
9	43	Henry SNELL (QLD) / bLU cRU Yamaha / FIM Oceania / Motul / MA / Pirelli / Ricondi / AGV	Yamaha YZF-R15	2:15.830	5 of 7	2.844	.099	143
10	65	Nate O'NEILL (QLD) / bLU cRU Yamaha / FIM Oceania / Motul / MA / Pirelli / Ricondi / AGV	Yamaha YZF-R15	2:16.054	3 of 7	3.068	.224	143
11	55	Varis FLEMING (VIC) / bLU cRU Yamaha / FIM Oceania / Motul / MA / Pirelli / Ricondi / AGV	Yamaha YZF-R15	2:16.306	5 of 7	3.320	.252	143
12	26	Cameron SWAIN (QLD) / bLU cRU Yamaha / FIM Oceania / Motul / MA / Pirelli / Ricondi / AGV	Yamaha YZF-R15	2:16.376	7 of 7	3.390	.070	143
13	20	Casey MIDDLETON (QLD) / bLU cRU Yamaha / FIM Oceania / Motul / MA / Pirelli / Ricondi / AGV	Yamaha YZF-R15	2:16.383	7 of 7	3.397	.007	143
14	32	Jai RUSSO (NSW) / bLU cRU Yamaha / FIM Oceania / Motul / MA / Pirelli / Ricondi / AGV	Yamaha YZF-R15	2:16.787	7 of 7	3.801	.404	143
15	24	Jamie PORT (VIC) / bLU cRU Yamaha / FIM Oceania / Motul / MA / Pirelli / Ricondi / AGV	Yamaha YZF-R15	2:19.625	2 of 7	6.639	2.838	141
16	72	Levi RUSSO (NSW) / bLU cRU Yamaha / FIM Oceania / Motul / MA / Pirelli / Ricondi / AGV	Yamaha YZF-R15	2:20.454	6 of 7	7.468	.829	140
17	15	Brodie GAWITH (VIC) / bLU cRU Yamaha / FIM Oceania / Motul / MA / Pirelli / Ricondi / AGV	Yamaha YZF-R15	2:20.570	7 of 7	7.584	.116	140
18	71	James WEAVER (NSW) / bLU cRU Yamaha / FIM Oceania / Motul / MA / Pirelli / Ricondi / AGV	Yamaha YZF-R15	2:22.229	7 of 7	9.243	1.659	141
19	27	Toby JAMES (VIC) / bLU cRU Yamaha / FIM Oceania / Motul / MA / Pirelli / Ricondi / AGV	Yamaha YZF-R15	2:23.174	6 of 7	10.188	.945	137

Current qualifying record for OJC class - 2:13.042 by Tom DRANE (NSW) on a Yamaha YZF-R15 set on 05/10/19



 Chief Timekeeper - Scott Laing


 Clerk of Course - Tom Williams



COMPUTIME RACE TIMING SYSTEMS PTY LTD
www.computime.com.au

E-mail: scott@computime.com.au / Ph: 0418 17 13 17





ASBK RESULTS

OCEANIA JUNIOR CUP

Free Practice 2

Date: 27/02/20
 Event: P05
 Weather: Cloudy - Temp: 18.4C
 Track: Dry - Temp: 25.0C

Started at: 15:45:02
 Laps: 15 Min
 Starters: 19
 Printed at: 16:07

LAP TIMES

No	Name	Lap 1	Lap 2	Lap 3	Lap 4	Lap 5	Lap 6	Lap 7
15	Brodie GAWITH (VIC)	2:24.273	2:22.786	2:22.102	2:22.149	2:21.224	2:21.335	2:20.570
20	Casey MIDDLETON (QLD)	2:21.346	2:19.452	2:19.317	2:20.308	2:20.061	2:17.346	2:16.383
22	Lincoln KNIGHT (NSW)	2:20.290	2:17.957	2:16.116	2:17.113	2:16.082	2:15.371	2:15.702
24	Jamie PORT (VIC)	2:20.276	2:19.625	2:20.496	2:20.131	2:20.028	2:20.041	2:20.920
26	Cameron SWAIN (QLD)	2:17.590	2:18.103	2:18.373	2:17.886	2:16.844	2:17.645	2:16.376
27	Toby JAMES (VIC)	2:26.253	2:25.439	2:23.359	2:23.888	2:23.602	2:23.174	2:23.782
29	Hayden NELSON (NSW)	2:18.882	2:17.829	2:16.609	2:16.322	2:14.689	2:17.076	2:15.913
32	Jai RUSSO (NSW)	2:17.650	2:18.333	2:18.231	2:17.918	2:17.076	2:16.998	2:16.787
36	Angus GRENFELL (VIC)	2:17.111	2:14.904	2:12.986	2:15.153	2:15.564	2:20.103	2:13.458
43	Henry SNELL (QLD)	2:18.626	2:17.731	2:16.459	2:16.974	2:15.830	2:15.868	2:16.341
46	Marianos NIKOLIS (NSW)	2:16.749	2:15.226	2:13.688	2:14.887	2:14.712	2:17.011	2:15.996
50	Cameron DUNKER (NSW)	2:18.015	2:16.129	2:15.914	2:15.630	2:15.170	2:14.420	2:13.352
55	Varis FLEMING (VIC)	2:20.659	2:18.289	2:16.663	2:18.928	2:16.306	2:17.227	2:17.545
58	Lucas QUINN (QLD)	2:16.859	2:17.833	2:16.795	2:16.254	2:14.660	2:15.389	2:15.973
59	Tom DRANE (NSW)	2:17.133	2:14.527	2:14.219	2:16.883	2:14.279	2:14.973	2:19.059
63	Clay CLEGG (NSW)	2:19.710	2:17.919	2:16.781	2:16.786	2:15.876	2:15.937	2:15.731
65	Nate O'NEILL (QLD)	2:20.797	2:17.921	2:16.054	2:18.584	2:16.739	2:16.152	2:16.517
71	James WEAVER (NSW)	2:23.996	2:23.389	2:23.032	2:22.638	2:23.388	2:23.353	2:22.229
72	Levi RUSSO (NSW)	2:22.128	2:23.089	2:21.532	2:20.467	2:21.422	2:20.454	2:20.934


Scott Laing
 Chief Timekeeper - Scott Laing

Tom Williams
 Clerk of Course - Tom Williams



COMPUTIME RACE TIMING SYSTEMS PTY LTD
www.computime.com.au

E-mail: scott@computime.com.au / Ph: 0418 17 13 17





ASBK RESULTS

OCEANIA JUNIOR CUP

Free Practice 2

Date: 27/02/20
 Event: P05
 Weather: Cloudy - Temp: 18.4C
 Track: Dry - Temp: 25.0C

Started at: 15:45:02
 Laps: 15 Min
 Starters: 19
 Printed at: 16:07

SPLIT TIMES

Lap	Split 1	Split 2	Split 3	Split 4	Lap Time	Spd	Lap	Split 1	Split 2	Split 3	Split 4	Lap Time	Spd
15 Brodie GAWITH (VIC) (17th)							7	32.716	38.026	27.519	38.115	2:16.376	140
1	35.162	41.532	28.466	39.113	2:24.273	139	27 Toby JAMES (VIC) (19th)						
2	34.144	40.253	28.208	40.181	2:22.786	138	1	36.515	41.645	27.838	40.255	2:26.253	131
3	34.548	39.507	28.242	39.805	2:22.102	137	2	35.022	41.107	28.740	40.570	2:25.439	136
4	34.203	39.557	28.336	40.053	2:22.149	137	3	34.261	40.066	28.430	40.602	2:23.359	137
5	34.015	39.199	28.137	39.873	2:21.224	140	4	34.486	40.131	28.614	40.657	2:23.888	136
6	34.267	39.183	28.596	39.289	2:21.335	135	5	34.805	39.899	28.515	40.383	2:23.602	135
7	34.054	39.427	27.899	39.190	2:20.570	137	6	34.779	39.983	28.359	40.053	2:23.174	134
20 Casey MIDDLETON (QLD) (13th)							7	34.945	40.169	28.477	40.191	2:23.782	134
1	33.556	40.118	28.544	39.128	2:21.346	137	29 Hayden NELSON (NSW) (6th)						
2	32.857	39.127	27.910	39.558	2:19.452	143	1	33.083	39.377	27.547	38.875	2:18.882	142
3	32.864	38.784	28.135	39.534	2:19.317	139	2	33.091	38.240	27.660	38.838	2:17.829	141
4	33.105	38.447	28.911	39.845	2:20.308	137	3	32.900	38.406	26.823	38.480	2:16.609	141
5	34.239	38.363	28.015	39.444	2:20.061	134	4	33.519	37.770	26.902	38.131	2:16.322	140
6	32.838	38.711	27.418	38.379	2:17.346	141	5	32.531	37.510	26.890	37.758	2:14.689	143
7	32.852	38.200	27.398	37.933	2:16.383	140	6	32.921	37.962	27.944	38.249	2:17.076	139
22 Lincoln KNIGHT (NSW) (7th)							7	32.640	37.675	27.141	38.457	2:15.913	142
1	33.224	40.011	28.402	38.653	2:20.290	140	32 Jai RUSSO (NSW) (14th)						
2	33.261	38.764	27.081	38.851	2:17.957	143	1	33.316	39.133	27.261	37.940	2:17.650	143
3	32.890	38.374	26.859	37.993	2:16.116	143	2	33.023	38.946	27.594	38.770	2:18.333	142
4	33.430	38.151	27.134	38.398	2:17.113	137	3	33.286	38.531	27.579	38.835	2:18.231	141
5	32.378	38.098	27.723	37.883	2:16.082	143	4	33.472	38.340	27.634	38.472	2:17.918	136
6	32.763	38.160	26.700	37.748	2:15.371	141	5	33.316	38.082	27.459	38.219	2:17.076	139
7	32.390	38.172	27.004	38.136	2:15.702	142	6	33.165	38.358	27.170	38.305	2:16.998	142
24 Jamie PORT (VIC) (15th)							7	33.486	37.886	27.109	38.306	2:16.787	137
1	33.118	39.696	28.674	38.788	2:20.276	141	36 Angus GRENFELL (VIC) (1st)						
2	32.984	38.970	28.353	39.318	2:19.625	140	1	32.426	38.620	28.045	38.020	2:17.111	140
3	33.137	38.873	28.596	39.890	2:20.496	136	2	32.632	37.247	27.321	37.704	2:14.904	140
4	33.039	38.784	28.603	39.705	2:20.131	138	3	32.072	37.007	27.233	36.674	2:12.986	141
5	33.679	38.544	28.374	39.431	2:20.028	134	4	32.320	37.038	27.521	38.274	2:15.153	141
6	33.911	38.541	28.169	39.420	2:20.041	133	5	32.867	37.108	27.366	38.223	2:15.564	138
7	33.794	38.849	28.307	39.970	2:20.920	133	6	32.282	42.329	27.081	38.411	2:20.103	139
26 Cameron SWAIN (QLD) (12th)							7	32.039	36.964	26.701	37.754	2:13.458	141
1	32.725	38.612	27.757	38.496	2:17.590	143	43 Henry SNELL (QLD) (9th)						
2	33.061	38.591	27.647	38.804	2:18.103	143	1	33.094	39.419	27.317	38.796	2:18.626	143
3	33.093	38.688	27.659	38.933	2:18.373	138	2	33.158	38.648	27.167	38.758	2:17.731	143
4	32.944	38.473	27.872	38.597	2:17.886	137	3	33.172	38.237	26.749	38.301	2:16.459	138
5	32.890	37.976	27.371	38.607	2:16.844	140	4	33.380	38.386	26.697	38.511	2:16.974	137
6	33.575	37.865	27.411	38.794	2:17.645	137							


Scott Laing
 Chief Timekeeper - Scott Laing

Tom Williams
 Clerk of Course - Tom Williams



COMPUTIME RACE TIMING SYSTEMS PTY LTD
www.computime.com.au

E-mail: scott@computime.com.au / Ph: 0418 17 13 17





ASBK RESULTS

OCEANIA JUNIOR CUP

Free Practice 2

Date: 27/02/20
 Event: P05
 Weather: Cloudy - Temp: 18.4C
 Track: Dry - Temp: 25.0C

Started at: 15:45:02
 Laps: 15 Min
 Starters: 19
 Printed at: 16:07

SPLIT TIMES

Lap	Split 1	Split 2	Split 3	Split 4	Lap Time	Spd	Lap	Split 1	Split 2	Split 3	Split 4	Lap Time	Spd
5	<u>32.773</u>	<u>37.614</u>	27.190	38.253	<u>2:15.830</u>	143	3	32.535	37.773	26.753	<u>37.158</u>	<u>2:14.219</u>	142
6	33.082	38.258	<u>26.544</u>	<u>37.984</u>	2:15.868	138	4	32.521	38.294	27.899	38.169	2:16.883	143
7	32.873	38.140	26.851	38.477	2:16.341	142	5	<u>32.345</u>	<u>37.314</u>	26.618	38.002	2:14.279	143
46 Marianos NIKOLIS (NSW) (3rd)													
1	32.657	38.424	27.236	38.432	2:16.749	143							
2	32.563	37.896	26.905	37.862	2:15.226	140							
3	32.555	37.373	<u>26.803</u>	<u>36.957</u>	<u>2:13.688</u>	143							
4	32.438	<u>37.143</u>	27.195	38.111	2:14.887	143							
5	32.375	37.531	27.006	37.800	2:14.712	142							
6	34.558	38.119	26.913	37.421	2:17.011	134							
7	<u>32.367</u>	37.782	27.407	38.440	2:15.996	141							
50 Cameron DUNKER (NSW) (2nd)													
1	32.814	39.189	27.425	38.587	2:18.015	144							
2	32.288	38.064	27.437	38.340	2:16.129	142							
3	32.586	37.579	27.428	38.321	2:15.914	140							
4	32.414	37.466	27.497	38.253	2:15.630	141							
5	32.572	37.343	27.267	37.988	2:15.170	140							
6	32.388	37.219	27.096	37.717	2:14.420	140							
7	<u>32.233</u>	<u>36.897</u>	<u>26.804</u>	<u>37.418</u>	<u>2:13.352</u>	142							
55 Varis FLEMING (VIC) (11th)													
1	33.473	39.910	28.340	38.936	2:20.659	137							
2	33.071	38.603	27.531	39.084	2:18.289	142							
3	<u>32.396</u>	37.929	27.985	38.353	2:16.663	143							
4	34.234	38.740	27.552	38.402	2:18.928	143							
5	32.625	<u>37.782</u>	27.629	38.270	<u>2:16.306</u>	142							
6	33.232	38.406	<u>27.384</u>	<u>38.205</u>	2:17.227	138							
7	32.664	38.607	27.553	38.721	2:17.545	142							
58 Lucas QUINN (QLD) (5th)													
1	<u>32.447</u>	38.551	27.181	38.680	2:16.859	143							
2	32.850	38.179	27.698	39.106	2:17.833	140							
3	<u>32.447</u>	38.191	27.621	38.536	2:16.795	140							
4	32.570	38.131	27.680	<u>37.873</u>	2:16.254	141							
5	32.519	37.537	<u>26.678</u>	37.926	<u>2:14.660</u>	141							
6	32.599	<u>37.295</u>	27.297	38.198	2:15.389	139							
7	32.702	37.772	27.139	38.360	2:15.973	140							
59 Tom DRANE (NSW) (4th)													
1	32.837	39.122	27.381	37.793	2:17.133	144							
2	32.463	37.806	<u>26.461</u>	37.797	2:14.527	143							
63 Clay CLEGG (NSW) (8th)													
1	32.922	39.187	28.551	39.050	2:19.710	140							
2	32.670	38.487	27.651	39.111	2:17.919	140							
3	32.619	38.643	27.238	38.281	2:16.781	143							
4	32.899	38.154	27.313	38.420	2:16.786	141							
5	<u>32.316</u>	<u>38.024</u>	27.342	38.194	2:15.876	143							
6	33.020	38.120	27.260	<u>37.537</u>	2:15.937	140							
7	32.717	38.419	<u>26.443</u>	38.152	<u>2:15.731</u>	143							
65 Nate O'NEILL (QLD) (10th)													
1	33.094	40.299	28.402	39.002	2:20.797	142							
2	32.866	38.973	27.711	38.371	2:17.921	143							
3	<u>32.634</u>	38.483	27.237	<u>37.700</u>	<u>2:16.054</u>	143							
4	33.450	38.590	27.864	38.680	2:18.584	141							
5	32.729	38.322	27.320	38.368	2:16.739	141							
6	32.959	<u>38.120</u>	<u>26.898</u>	38.175	2:16.152	139							
7	32.675	38.173	27.297	38.372	2:16.517	142							
71 James WEAVER (NSW) (18th)													
1	34.838	40.481	28.779	39.898	2:23.996	138							
2	34.655	40.566	28.794	39.374	2:23.389	140							
3	34.241	40.304	28.504	39.983	2:23.032	141							
4	<u>34.233</u>	<u>39.916</u>	28.585	39.904	2:22.638	140							
5	34.417	40.319	28.631	40.021	2:23.388	139							
6	34.979	40.485	28.403	39.486	2:23.353	136							
7	34.322	40.443	<u>28.146</u>	<u>39.318</u>	<u>2:22.229</u>	141							
72 Levi RUSSO (NSW) (16th)													
1	34.117	40.314	28.047	39.650	2:22.128	140							
2	33.841	40.730	28.368	40.150	2:23.089	140							
3	34.182	39.559	27.903	39.888	2:21.532	137							
4	<u>33.802</u>	39.475	<u>27.814</u>	39.376	2:20.467	138							
5	34.613	<u>39.235</u>	27.866	39.708	2:21.422	137							
6	33.918	39.376	27.826	<u>39.334</u>	<u>2:20.454</u>	136							
7	34.102	39.244	27.889	39.699	2:20.934	136							


Scott Laing
 Chief Timekeeper - Scott Laing

Tom Williams
 Clerk of Course - Tom Williams



COMPUTIME RACE TIMING SYSTEMS PTY LTD
www.computime.com.au

E-mail: scott@computime.com.au / Ph: 0418 17 13 17





ASBK RESULTS

OCEANIA JUNIOR CUP

Free Practice 2

Date: 27/02/20
 Event: P05
 Weather: Cloudy - Temp: 18.4C
 Track: Dry - Temp: 25.0C

Started at: 15:45:02
 Laps: 15 Min
 Starters: 19
 Printed at: 16:07

FASTEST LAPS SEQUENCE

Race Time	No	Name	Machine	Fastest Lap	On Lap
2:38.802	58	Lucas QUINN (QLD)	Yamaha YZF-R15	2:16.859	1
2:45.820	46	Marianos NIKOLIS (NSW)	Yamaha YZF-R15	2:16.749	1
5:00.765	36	Angus GRENFELL (VIC)	Yamaha YZF-R15	2:14.904	2
5:00.829	59	Tom DRANE (NSW)	Yamaha YZF-R15	2:14.527	2
7:13.751	36	Angus GRENFELL (VIC)	Yamaha YZF-R15	2:12.986	3


Scott Laing
 Chief Timekeeper - Scott Laing

Tom Williams
 Clerk of Course - Tom Williams



COMPUTIME RACE TIMING SYSTEMS PTY LTD
www.computime.com.au

E-mail: scott@computime.com.au / Ph: 0418 17 13 17





ASBK RESULTS

OCEANIA JUNIOR CUP

Free Practice 2

Date: 27/02/20
 Event: P05
 Weather: Cloudy - Temp: 18.4C
 Track: Dry - Temp: 25.0C

Started at: 15:45:02
 Laps: 15 Min
 Starters: 19
 Printed at: 16:07

BEST PARTIAL TIMES

Pos	Split 1		Split 2		Split 3		Split 4		LAP		Ideal	Fastest
	Name	Time	Name	Time	Name	Time	Name	Time	Name	Time		
1	A. GRENFELL	32.039	C. DUNKER	36.897	C. CLEGG	26.443	A. GRENFELL	36.674	A. GRENFELL	2:12.378	2:12.986	
2	C. DUNKER	32.233	A. GRENFELL	36.964	T. DRANE	26.461	M. NIKOLIS	36.957	M. NIKOLIS	2:13.270	2:13.688	
3	C. CLEGG	32.316	M. NIKOLIS	37.143	H. SNELL	26.544	T. DRANE	37.158	T. DRANE	2:13.278	2:14.219	
4	T. DRANE	32.345	L. QUINN	37.295	L. QUINN	26.678	C. DUNKER	37.418	C. DUNKER	2:13.352	2:13.352	
5	M. NIKOLIS	32.367	T. DRANE	37.314	L. KNIGHT	26.700	C. CLEGG	37.537	L. QUINN	2:14.293	2:14.660	
6	L. KNIGHT	32.378	H. NELSON	37.510	A. GRENFELL	26.701	N. O'NEILL	37.700	C. CLEGG	2:14.320	2:15.731	
7	V. FLEMING	32.396	H. SNELL	37.614	M. NIKOLIS	26.803	L. KNIGHT	37.748	H. NELSON	2:14.622	2:14.689	
8	L. QUINN	32.447	V. FLEMING	37.782	C. DUNKER	26.804	H. NELSON	37.758	H. SNELL	2:14.915	2:15.830	
9	H. NELSON	32.531	C. SWAIN	37.865	H. NELSON	26.823	L. QUINN	37.873	L. KNIGHT	2:14.924	2:15.371	
10	N. O'NEILL	32.634	J. RUSSO	37.886	N. O'NEILL	26.898	C. MIDDLETO	37.933	N. O'NEILL	2:15.352	2:16.054	
11	C. SWAIN	32.716	C. CLEGG	38.024	J. RUSSO	27.109	J. RUSSO	37.940	V. FLEMING	2:15.767	2:16.306	
12	H. SNELL	32.773	L. KNIGHT	38.098	C. SWAIN	27.371	H. SNELL	37.984	J. RUSSO	2:15.958	2:16.787	
13	C. MIDDLETO	32.838	N. O'NEILL	38.120	V. FLEMING	27.384	C. SWAIN	38.115	C. SWAIN	2:16.067	2:16.376	
14	J. PORT	32.984	C. MIDDLETO	38.200	C. MIDDLETO	27.398	V. FLEMING	38.205	C. MIDDLETO	2:16.369	2:16.383	
15	J. RUSSO	33.023	J. PORT	38.541	L. RUSSO	27.814	J. PORT	38.788	J. PORT	2:18.482	2:19.625	
16	L. RUSSO	33.802	B. GAWITH	39.183	T. JAMES	27.838	B. GAWITH	39.113	L. RUSSO	2:20.185	2:20.454	
17	B. GAWITH	34.015	L. RUSSO	39.235	B. GAWITH	27.899	J. WEAVER	39.318	B. GAWITH	2:20.210	2:20.570	
18	J. WEAVER	34.233	T. JAMES	39.899	J. WEAVER	28.146	L. RUSSO	39.334	J. WEAVER	2:21.613	2:22.229	
19	T. JAMES	34.261	J. WEAVER	39.916	J. PORT	28.169	T. JAMES	40.053	T. JAMES	2:22.051	2:23.174	


Scott Laing
 Chief Timekeeper - Scott Laing

Tom Williams
 Clerk of Course - Tom Williams



COMPUTIME RACE TIMING SYSTEMS PTY LTD
www.computime.com.au

E-mail: scott@computime.com.au / Ph: 0418 17 13 17





ASBK RESULTS

OCEANIA JUNIOR CUP


Combined Practices

MERGED CLASSIFICATION

Date: 27/02/20

Printed at: 16:07

Pos	No	Name	Machine	Event P01	Event P05	Fastest Lap
1	36	Angus GRENFELL (VIC) / bLU cRU Yamaha / FIM Oceania / Motul / MA / Pirelli / Ricondi / AGV	Yamaha YZF-R15	2:16.616	2:12.986	2:12.986
2	50	Cameron DUNKER (NSW) / bLU cRU Yamaha / FIM Oceania / Motul / MA / Pirelli / Ricondi / AGV	Yamaha YZF-R15	2:16.865	2:13.352	2:13.352
3	46	Marianos NIKOLIS (NSW) / bLU cRU Yamaha / FIM Oceania / Motul / MA / Pirelli / Ricondi / AGV	Yamaha YZF-R15	2:18.098	2:13.688	2:13.688
4	59	Tom DRANE (NSW) / bLU cRU Yamaha / FIM Oceania / Motul / MA / Pirelli / Ricondi / AGV	Yamaha YZF-R15	2:17.662	2:14.219	2:14.219
5	58	Lucas QUINN (QLD) / bLU cRU Yamaha / FIM Oceania / Motul / MA / Pirelli / Ricondi / AGV	Yamaha YZF-R15	2:17.075	2:14.660	2:14.660
6	29	Hayden NELSON (NSW) / bLU cRU Yamaha / FIM Oceania / Motul / MA / Pirelli / Ricondi / AGV	Yamaha YZF-R15	2:16.654	2:14.689	2:14.689
7	22	Lincoln KNIGHT (NSW) / bLU cRU Yamaha / FIM Oceania / Motul / MA / Pirelli / Ricondi / AGV	Yamaha YZF-R15	2:17.732	2:15.371	2:15.371
8	63	Clay CLEGG (NSW) / bLU cRU Yamaha / FIM Oceania / Motul / MA / Pirelli / Ricondi / AGV	Yamaha YZF-R15	2:16.983	2:15.731	2:15.731
9	43	Henry SNELL (QLD) / bLU cRU Yamaha / FIM Oceania / Motul / MA / Pirelli / Ricondi / AGV	Yamaha YZF-R15	2:17.429	2:15.830	2:15.830
10	65	Nate O'NEILL (QLD) / bLU cRU Yamaha / FIM Oceania / Motul / MA / Pirelli / Ricondi / AGV	Yamaha YZF-R15	2:17.092	2:16.054	2:16.054
11	55	Varis FLEMING (VIC) / bLU cRU Yamaha / FIM Oceania / Motul / MA / Pirelli / Ricondi / AGV	Yamaha YZF-R15	2:20.615	2:16.306	2:16.306
12	26	Cameron SWAIN (QLD) / bLU cRU Yamaha / FIM Oceania / Motul / MA / Pirelli / Ricondi / AGV	Yamaha YZF-R15	2:18.028	2:16.376	2:16.376
13	20	Casey MIDDLETON (QLD) / bLU cRU Yamaha / FIM Oceania / Motul / MA / Pirelli / Ricondi / AGV	Yamaha YZF-R15	2:20.664	2:16.383	2:16.383
14	32	Jai RUSSO (NSW) / bLU cRU Yamaha / FIM Oceania / Motul / MA / Pirelli / Ricondi / AGV	Yamaha YZF-R15	2:20.510	2:16.787	2:16.787
15	24	Jamie PORT (VIC) / bLU cRU Yamaha / FIM Oceania / Motul / MA / Pirelli / Ricondi / AGV	Yamaha YZF-R15	2:20.035	2:19.625	2:19.625
16	72	Levi RUSSO (NSW) / bLU cRU Yamaha / FIM Oceania / Motul / MA / Pirelli / Ricondi / AGV	Yamaha YZF-R15	2:24.848	2:20.454	2:20.454
17	15	Brodie GAWITH (VIC) / bLU cRU Yamaha / FIM Oceania / Motul / MA / Pirelli / Ricondi / AGV	Yamaha YZF-R15		2:20.570	2:20.570
18	71	James WEAVER (NSW) / bLU cRU Yamaha / FIM Oceania / Motul / MA / Pirelli / Ricondi / AGV	Yamaha YZF-R15	2:25.769	2:22.229	2:22.229
19	27	Toby JAMES (VIC) / bLU cRU Yamaha / FIM Oceania / Motul / MA / Pirelli / Ricondi / AGV	Yamaha YZF-R15	2:30.855	2:23.174	2:23.174


 Chief Timekeeper - Scott Laing


 Clerk of Course - Tom Williams



COMPUTIME RACE TIMING SYSTEMS PTY LTD
www.computime.com.au

E-mail: scott@computime.com.au / Ph: 0418 17 13 17





ASBK RESULTS

OCEANIA JUNIOR CUP

Free Practice 2

Date: 27/02/20
Event: P05
Weather: Cloudy - Temp: 18.4C
Track: Dry - Temp: 25.0C

Started at: 15:45:02
Laps: 15 Min
Starters: 19
Printed at: 16:07

RACE INFORMATION

Time **Description**

15:45:02 Event Start
16:01:17 Chequered Flag
16:02:52 Event Finish

Chief Timekeeper - Scott Laing

Clerk of Course - Tom Williams



COMPUTIME RACE TIMING SYSTEMS PTY LTD
www.computime.com.au

E-mail: scott@computime.com.au / Ph: 0418 17 13 17

